



Annual Traffic Accident Report for Year 2018



Date Range : 1/1/2018 to 12/31/2018

All Crashes		Motorcycle Crashes	
Traffic Crashes:	8,879	Motorcycle Crashes:	68
Drivers Involved:	17,342	Motorcyclists Killed:	2
Hit and Run Crashes:	1,450	Motorcyclists Injured:	44
Commercial Vehicles Crashes:	942	Age	
Average Crashes Per Day:	24	Crashes Involving Driver < 18:	3,068
		Crashes Involving Driver 18 to 25:	3,486
		Crashes Involving Driver 26 to 50:	7,373
		Crashes Involving Driver 51 to 60:	1,888
		Crashes Involving Driver > 60:	1,527
Fatal Crashes, Fatalities, and Seatbelts		Gender	
Fatal Crashes:	29	All Crashes Involving Male Drivers:	9,011
Fatalities:	32	All Crashes Involving Female Drivers:	6,177
Fatalities No Seatbelts:	14	Driver Status	
		All Crashes Involving Licensed Drivers:	13,336
		All Crashes Involving Unlicensed Drivers:	2,579
		All Crashes Involving Insured Drivers:	15,637
		All Crashes Involving Uninsured Drivers:	2,529
Injury Crashes and Injuries		Crash Factors/Driver Behavior	
Injury Crashes:	1,691	Speeding:	99
Total Injuries:	2,535	Failed to Yield ROW:	1,264
Injury Types		Improper Backing:	1,088
Incapacitating Injury	56	Improper Lane Change:	525
Non-Incapacitating Injury	873	Improper Turn:	488
Possible Injury	1,606	Followed Too Closely:	292
		Disregarded Traffic Control Device/Sign:	171
		Disregarded Stop Sign:	335
		Improper Passing:	218
		Drove Left of Center:	31
		Driving Wrong-way:	101
		DWI:	588
		DUI - Drugs:	30
		Fleeing Police:	92
		Driver Inattention/Distraction:	1,408
		All Other:	4,866
Alcohol Related Crashes			
Alcohol-Related Crashes:	202		
Alcohol Related Fatality Crashes:	6		
Alcohol-Related Fatalities:	6		
Speed Zones			
Crashes in < 30 MPH zones:	1,267		
Crashes in 30 MPH zones:	4,252		
Crashes in 35 to 50 MPH zones:	1,100		
Crashes in > 55 MPH zones:	507		
Pedestrian Crashes			
Pedestrian Crashes:	126		
Pedestrians Killed:	7		
Pedestrians Injured:	103		
Bicycle Crashes			
Bicycle Crashes:	34		
Bicyclist Killed:	1		
Bicyclist Injured:	22		

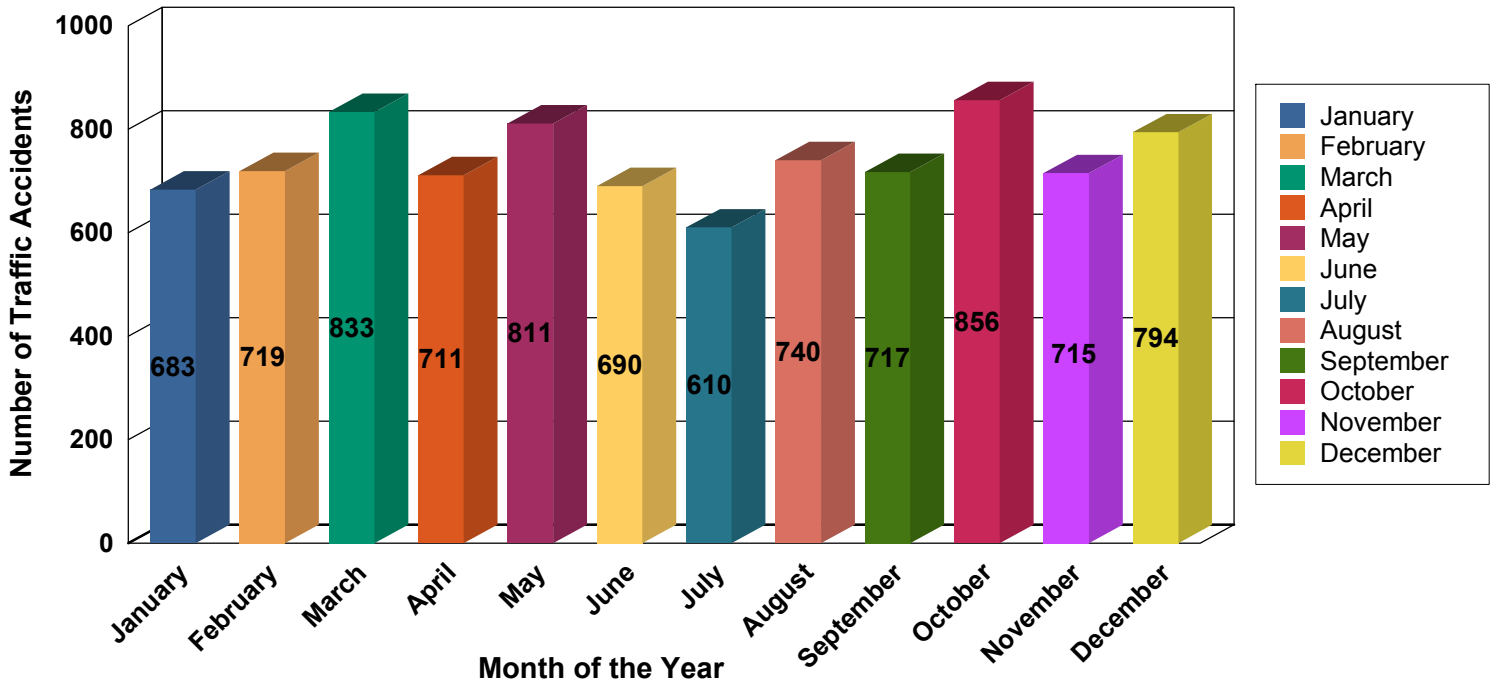


Annual Traffic Accident Report for Year 2018

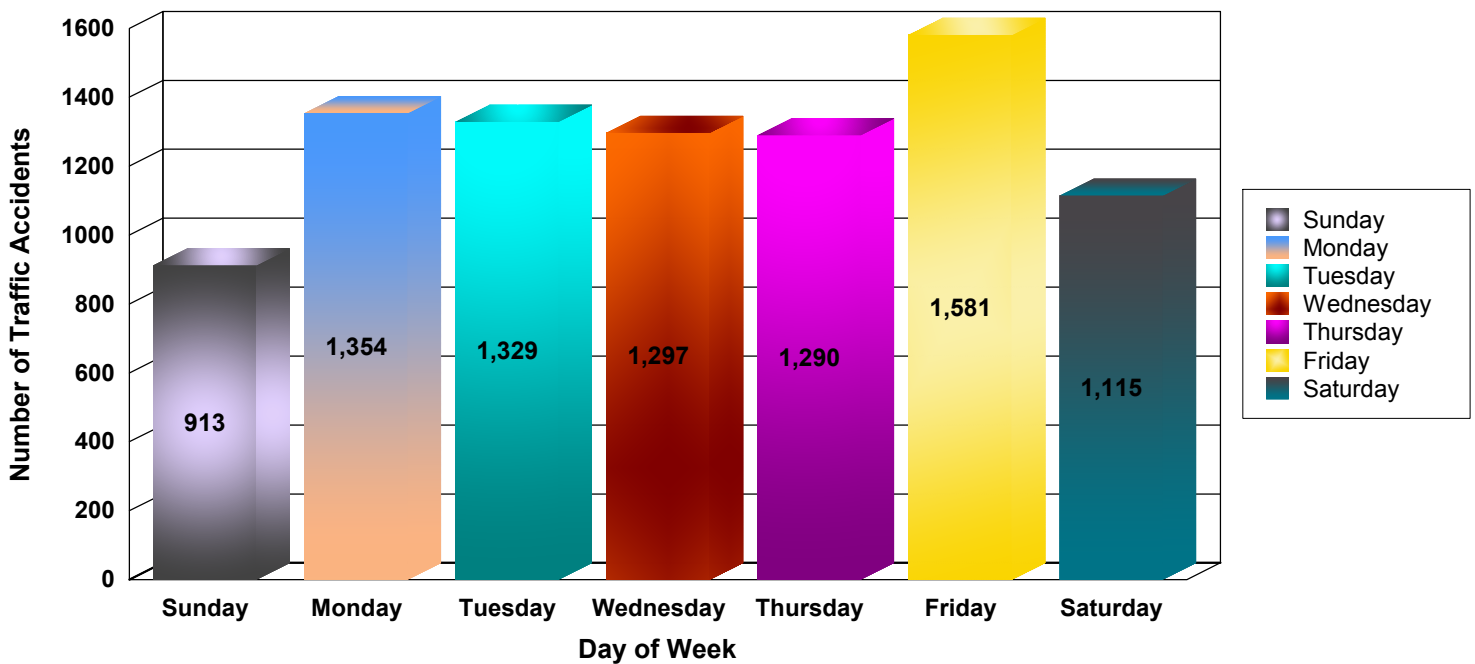
LAREDO
POLICE
DEPARTMENT

Date Range : 1/1/2018 to 12/31/2018

Traffic Accidents By Month



Number of Traffic Accidents by Day of Week



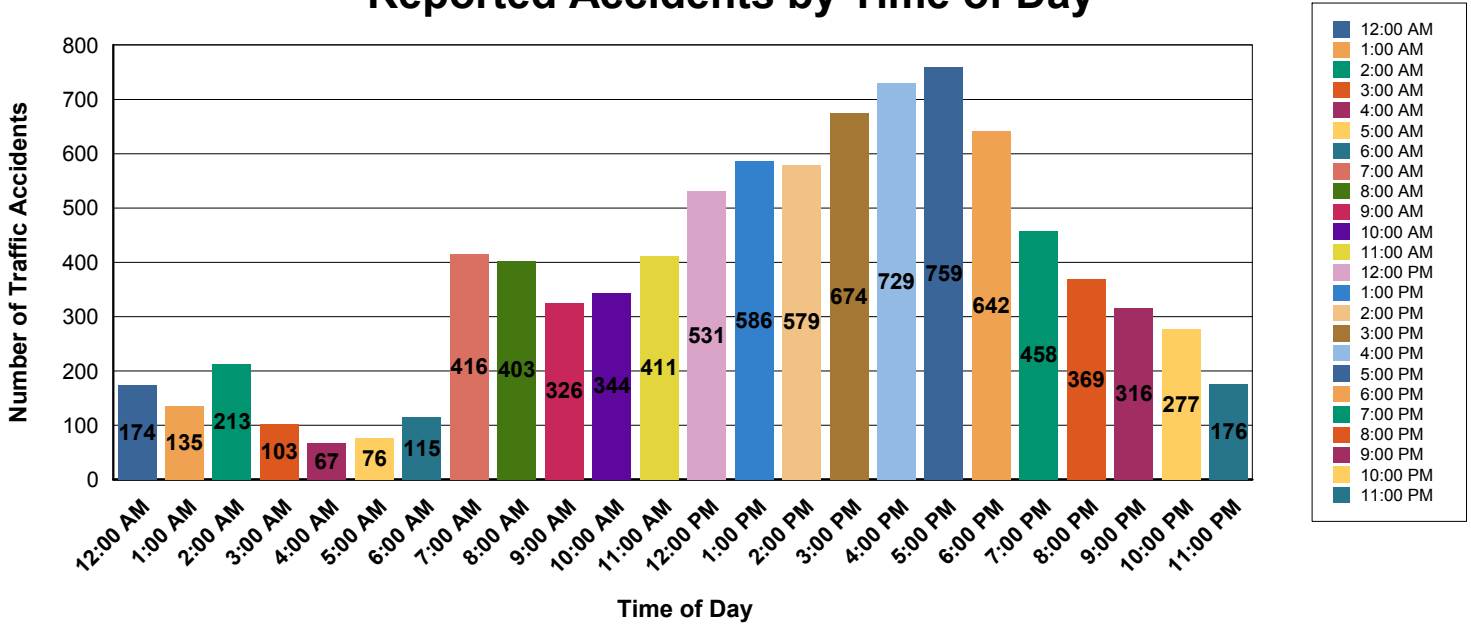


Annual Traffic Accident Report for Year 2018

LAREDO
POLICE
DEPARTMENT

Date Range : 1/1/2018 to 12/31/2018

Reported Accidents by Time of Day






Annual Traffic Accident Report for Year 2018

LAREDO
POLICE
DEPARTMENT

Date Range : 1/1/2018 to 12/31/2018

Fatalities During Major Holiday's



Holiday's