



Annual Traffic Accident Report for Year 2011



Date Range : 1/1/2011 to 12/31/2011

<p>All Crashes</p> <p>Traffic Crashes: 7,938</p> <p>Drivers Involved: 15,488</p> <p>Hit and Run Crashes: 1,338</p> <p>Commercial Vehicles Crashes: 692</p> <p>Average Crashes Per Day: 22</p>	<p>Motorcycle Crashes</p> <p>Motorcycle Crashes: 79</p> <p>Motorcyclists Killed: 54</p> <p>Motorcyclists Injured: 54</p>
<p>Fatal Crashes, Fatalities, and Seatbelts</p> <p>Fatal Crashes: 16</p> <p>Fatalities: 14</p> <p>Fatalities No Seatbelts: 3</p>	<p>Age</p> <p>Crashes Involving Driver < 18: 3,006</p> <p>Crashes Involving Driver 18 to 25: 3,136</p> <p>Crashes Involving Driver 26 to 50: 6,761</p> <p>Crashes Involving Driver 51 to 60: 1,453</p> <p>Crashes Involving Driver > 60: 1,132</p>
<p>Injury Crashes and Injuries</p> <p>Injury Crashes: 1,800</p> <p>Total Injuries: 2,957</p> <p>Injury Types</p> <p>Incapacitating Injury: 121</p> <p>Non-Incapacitating Injury: 781</p> <p>Possible Injury: 2,055</p>	<p>Gender</p> <p>All Crashes Involving Male Drivers: 7,496</p> <p>All Crashes Involving Female Drivers: 5,599</p>
<p>Alcohol Related Crashes</p> <p>Alcohol-Related Crashes: 190</p> <p>Alcohol Related Fatality Crashes:</p> <p>Alcohol-Related Fatalities:</p>	<p>Driver Status</p> <p>All Crashes Involving Licensed Drivers: 12,354</p> <p>All Crashes Involving Unlicensed Drivers: 1,925</p> <p>All Crashes Involving Insured Drivers: 13,627</p> <p>All Crashes Involving Uninsured Drivers: 1,245</p>
<p>Speed Zones</p> <p>Crashes in < 30 MPH zones: 1,087</p> <p>Crashes in 30 MPH zones: 4,044</p> <p>Crashes in 35 to 50 MPH zones: 1,924</p> <p>Crashes in > 55 MPH zones: 234</p>	<p>Crash Factors/Driver Behavior</p> <p>Speeding: 46</p> <p>Failed to Yield ROW: 1,247</p> <p>Improper Backing: 1,001</p> <p>Improper Lane Change: 427</p> <p>Improper Turn: 372</p> <p>Followed Too Closely: 295</p> <p>Disregarded Traffic Control Device/Sign: 139</p> <p>Disregarded Stop Sign: 295</p> <p>Improper Passing: 176</p> <p>Drove Left of Center: 18</p> <p>Driving Wrong-way: 54</p> <p>DWI: 255</p> <p>DUI - Drugs: 4</p> <p>Fleeing Police: 40</p> <p>Driver Inattention/Distraction: 759</p> <p>All Other: 3,801</p>
<p>Pedestrian Crashes</p> <p>Pedestrian Crashes: 126</p> <p>Pedestrians Killed: 118</p> <p>Pedestrians Injured: 118</p>	
<p>Bicycle Crashes</p> <p>Bicycle Crashes: 37</p> <p>Bicyclist Killed: 32</p> <p>Bicyclist Injured: 32</p>	

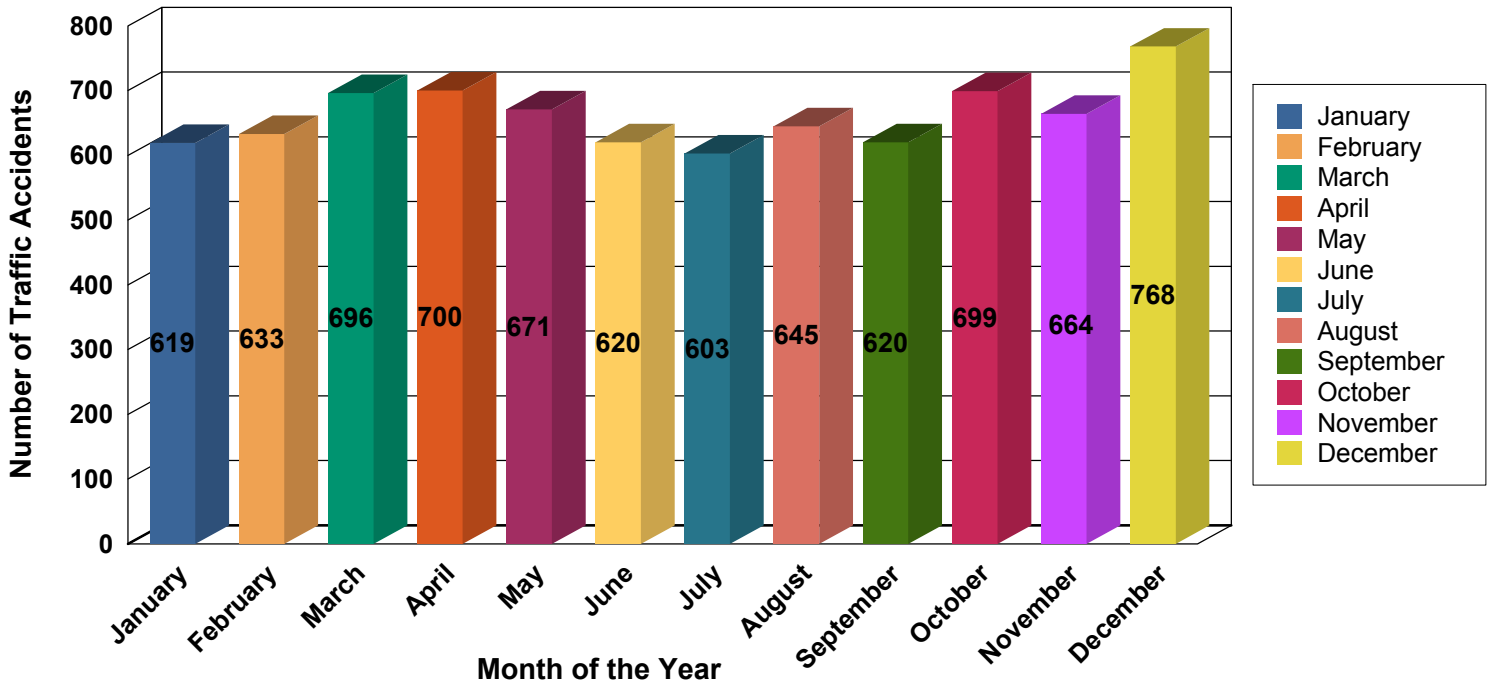


Annual Traffic Accident Report for Year 2011

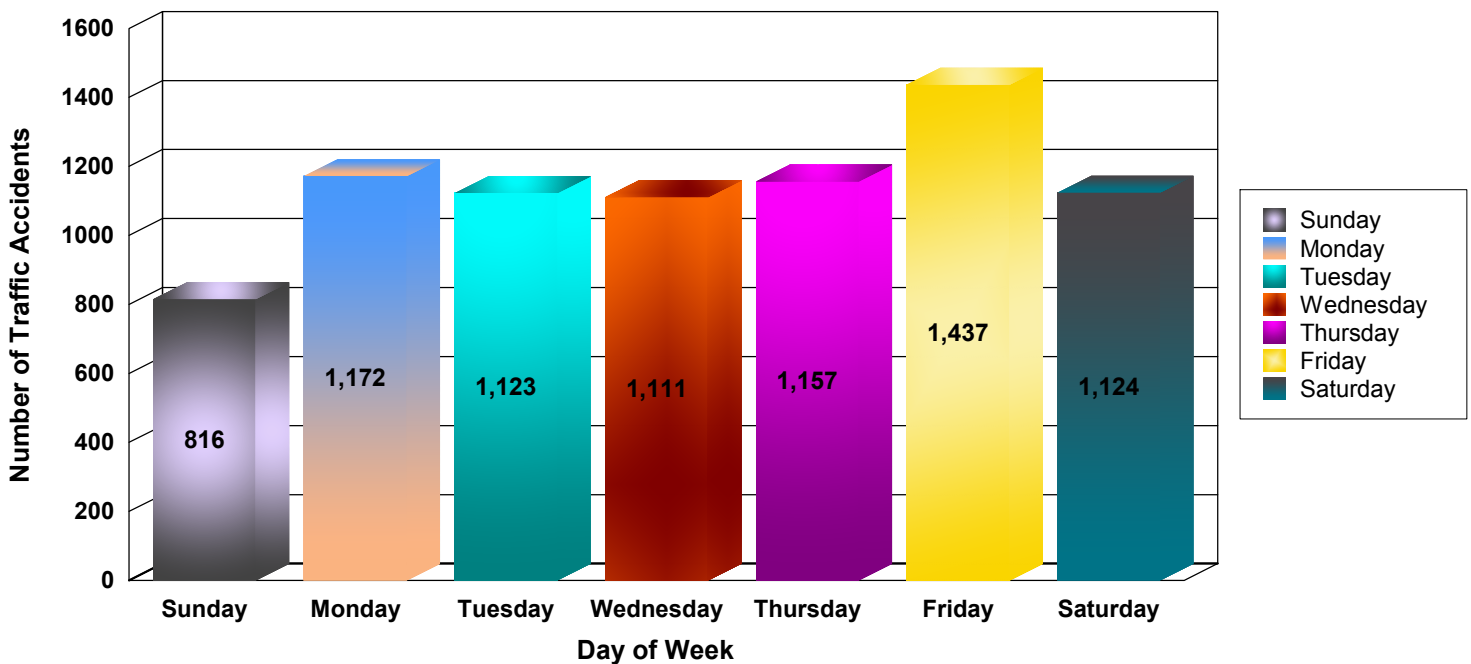
LAREDO
POLICE
DEPARTMENT

Date Range : 1/1/2011 to 12/31/2011

Traffic Accidents By Month



Number of Traffic Accidents by Day of Week



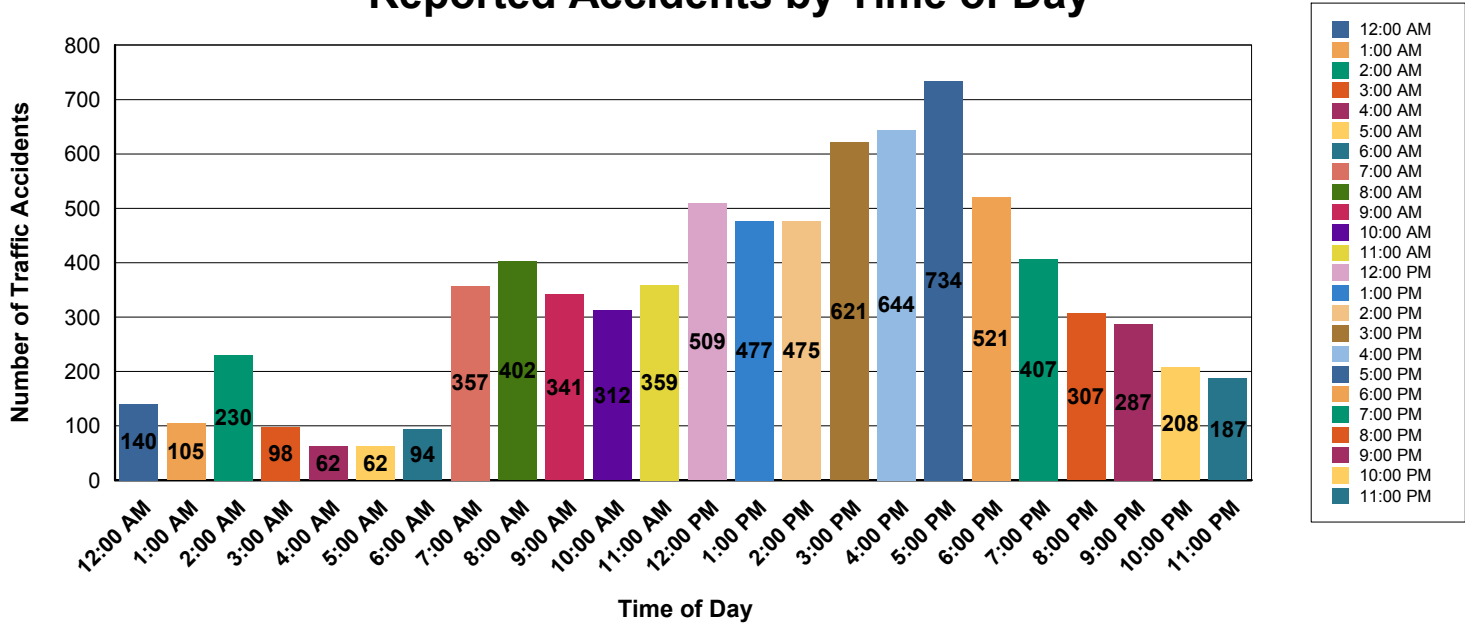


Annual Traffic Accident Report for Year 2011

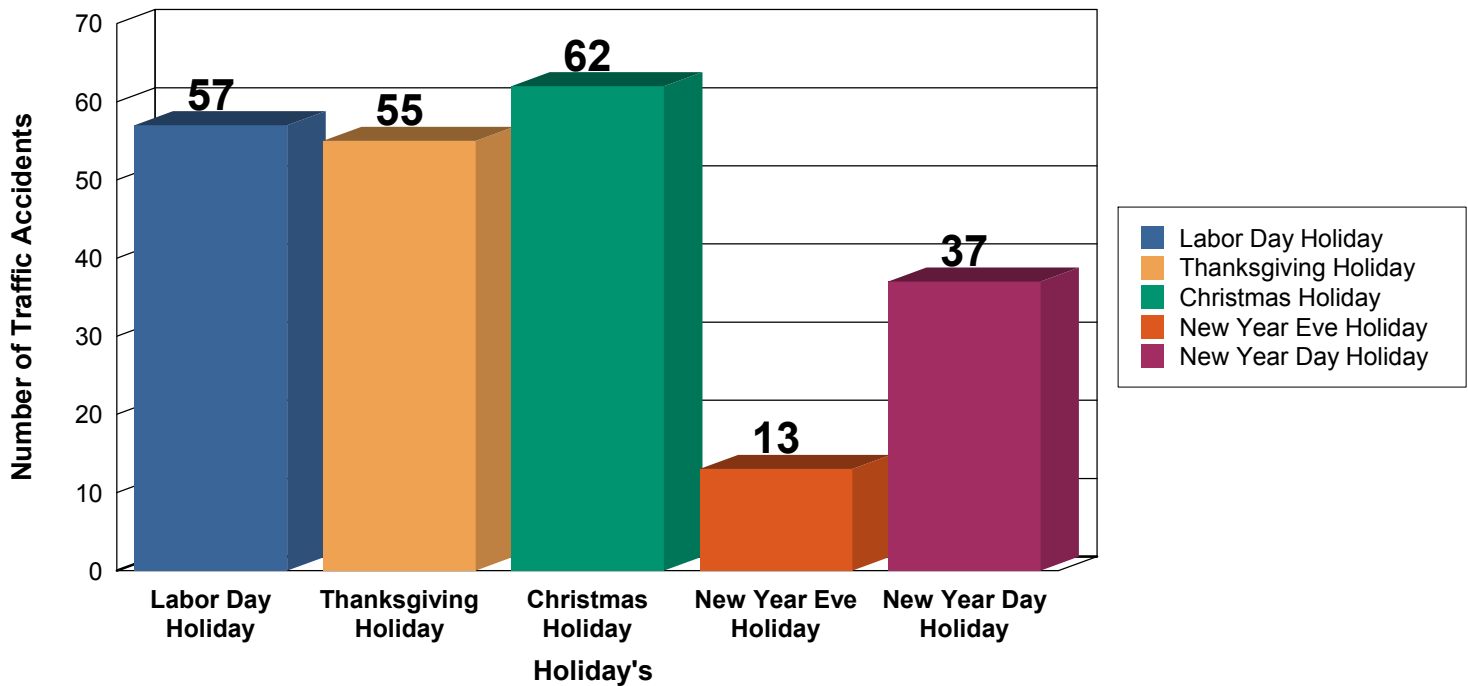
LAREDO
POLICE
DEPARTMENT

Date Range : 1/1/2011 to 12/31/2011

Reported Accidents by Time of Day



Traffic Accidents by Major Holiday's





Annual Traffic Accident Report for Year 2011



Date Range : 1/1/2011 to 12/31/2011

Fatalities During Major Holiday's

