



Annual Traffic Accident Report for Year 2010



Date Range : 1/1/2010 to 12/31/2010

| | | | |
|---|--------|---|--------|
| All Crashes | | Motorcycle Crashes | |
| Traffic Crashes: | 7,660 | Motorcycle Crashes: | 82 |
| Drivers Involved: | 15,066 | Motorcyclists Killed: | |
| Hit and Run Crashes: | 993 | Motorcyclists Injured: | 68 |
| Commercial Vehicles Crashes: | 665 | | |
| Average Crashes Per Day: | 21 | | |
| Fatal Crashes, Fatalities, and Seatbelts | | Age | |
| Fatal Crashes: | 15 | Crashes Involving Driver < 18: | 2,912 |
| Fatalities: | 18 | Crashes Involving Driver 18 to 25: | 3,145 |
| Fatalities No Seatbelts: | 6 | Crashes Involving Driver 26 to 50: | 6,617 |
| | | Crashes Involving Driver 51 to 60: | 1,399 |
| | | Crashes Involving Driver > 60: | 993 |
| Injury Crashes and Injuries | | Gender | |
| Injury Crashes: | 1,643 | All Crashes Involving Male Drivers: | 7,375 |
| Total Injuries: | 2,448 | All Crashes Involving Female Drivers: | 5,342 |
| Injury Types | | | |
| Incapacitating Injury | 114 | | |
| Non-Incapacitating Injury | 735 | | |
| Possible Injury | 1,599 | | |
| Alcohol Related Crashes | | Driver Status | |
| Alcohol-Related Crashes: | 161 | All Crashes Involving Licensed Drivers: | 12,986 |
| Alcohol Related Fatality Crashes: | 2 | All Crashes Involving Unlicensed Drivers: | 1,752 |
| Alcohol-Related Fatalities: | 2 | All Crashes Involving Insured Drivers: | 13,190 |
| | | All Crashes Involving Uninsured Drivers: | 1,287 |
| Speed Zones | | Crash Factors/Driver Behavior | |
| Crashes in < 30 MPH zones: | 1,282 | Speeding: | 45 |
| Crashes in 30 MPH zones: | 3,876 | Failed to Yield ROW: | 1,198 |
| Crashes in 35 to 50 MPH zones: | 2,099 | Improper Backing: | 999 |
| Crashes in > 55 MPH zones: | 210 | Improper Lane Change: | 386 |
| | | Improper Turn: | 362 |
| | | Followed Too Closely: | 383 |
| | | Disregarded Traffic Control Device/Sign: | 124 |
| | | Disregarded Stop Sign: | 276 |
| | | Improper Passing: | 184 |
| | | Drove Left of Center: | 22 |
| | | Driving Wrong-way: | 42 |
| | | DWI: | 232 |
| | | DUI - Drugs: | 4 |
| | | Fleeing Police: | 42 |
| | | Driver Inattention/Distraction: | 710 |
| | | All Other: | 3,519 |
| Pedestrian Crashes | | | |
| Pedestrian Crashes: | 141 | | |
| Pedestrians Killed: | 7 | | |
| Pedestrians Injured: | 116 | | |
| Bicycle Crashes | | | |
| Bicycle Crashes: | 23 | | |
| Bicyclist Killed: | | | |
| Bicyclist Injured: | 20 | | |

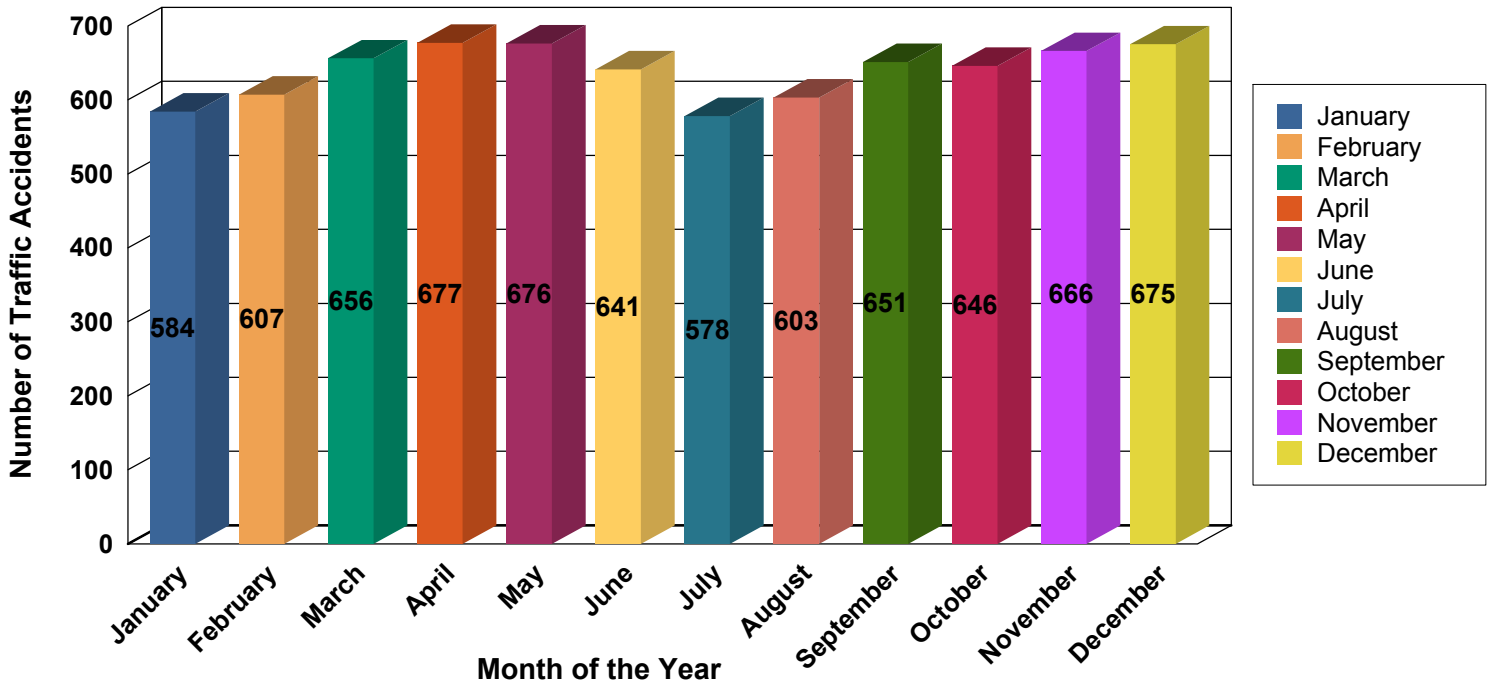


Annual Traffic Accident Report for Year 2010

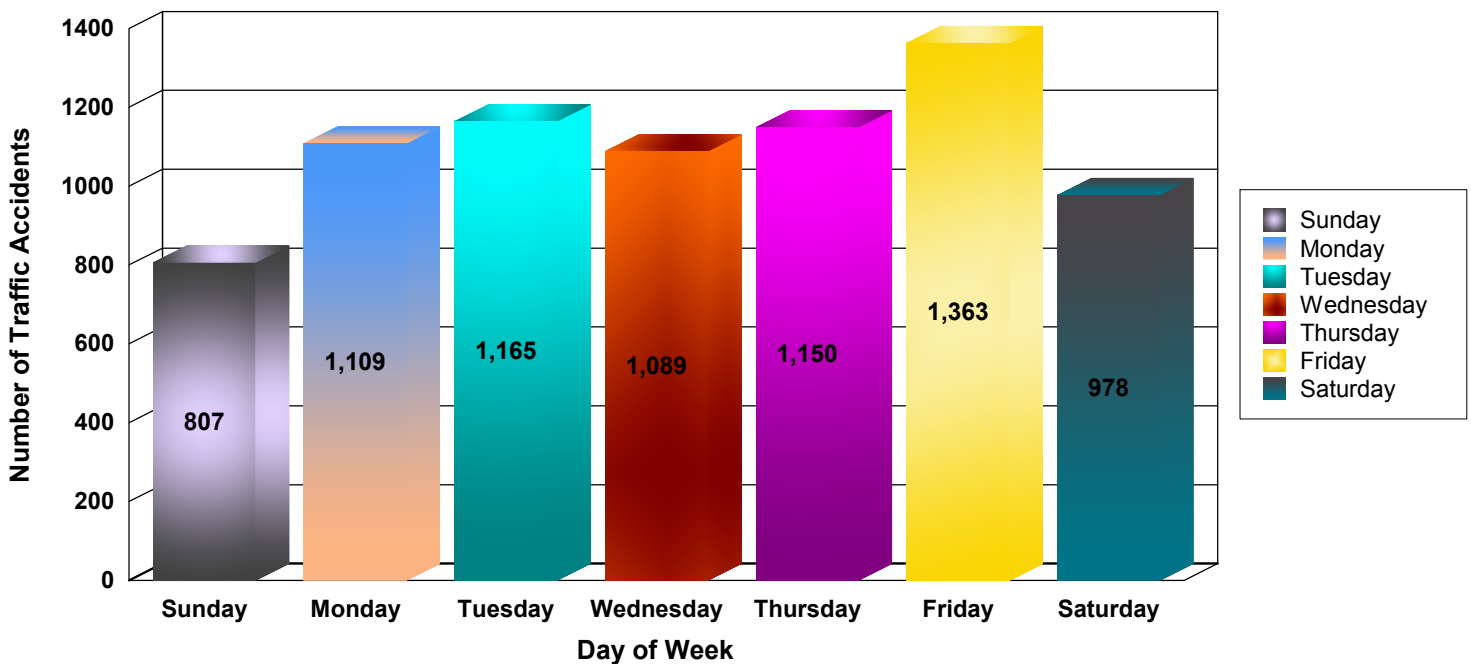
LAREDO
POLICE
DEPARTMENT

Date Range : 1/1/2010 to 12/31/2010

Traffic Accidents By Month



Number of Traffic Accidents by Day of Week



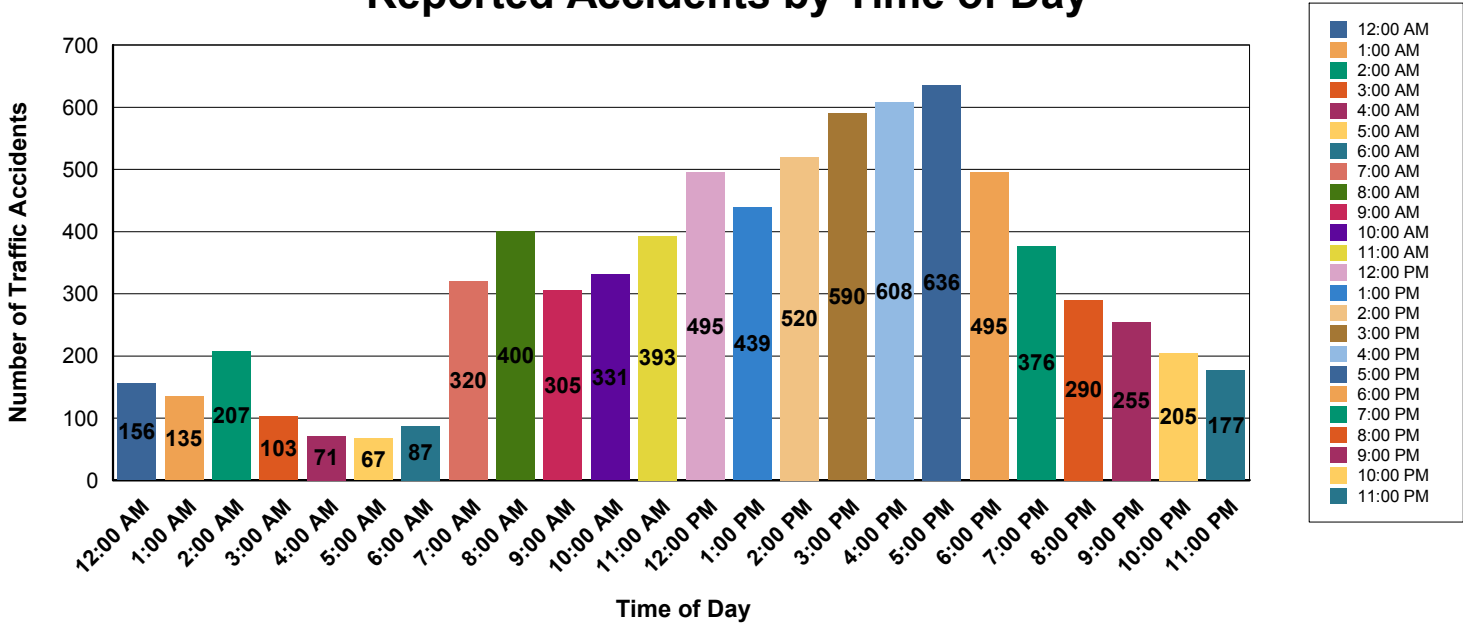


Annual Traffic Accident Report for Year 2010

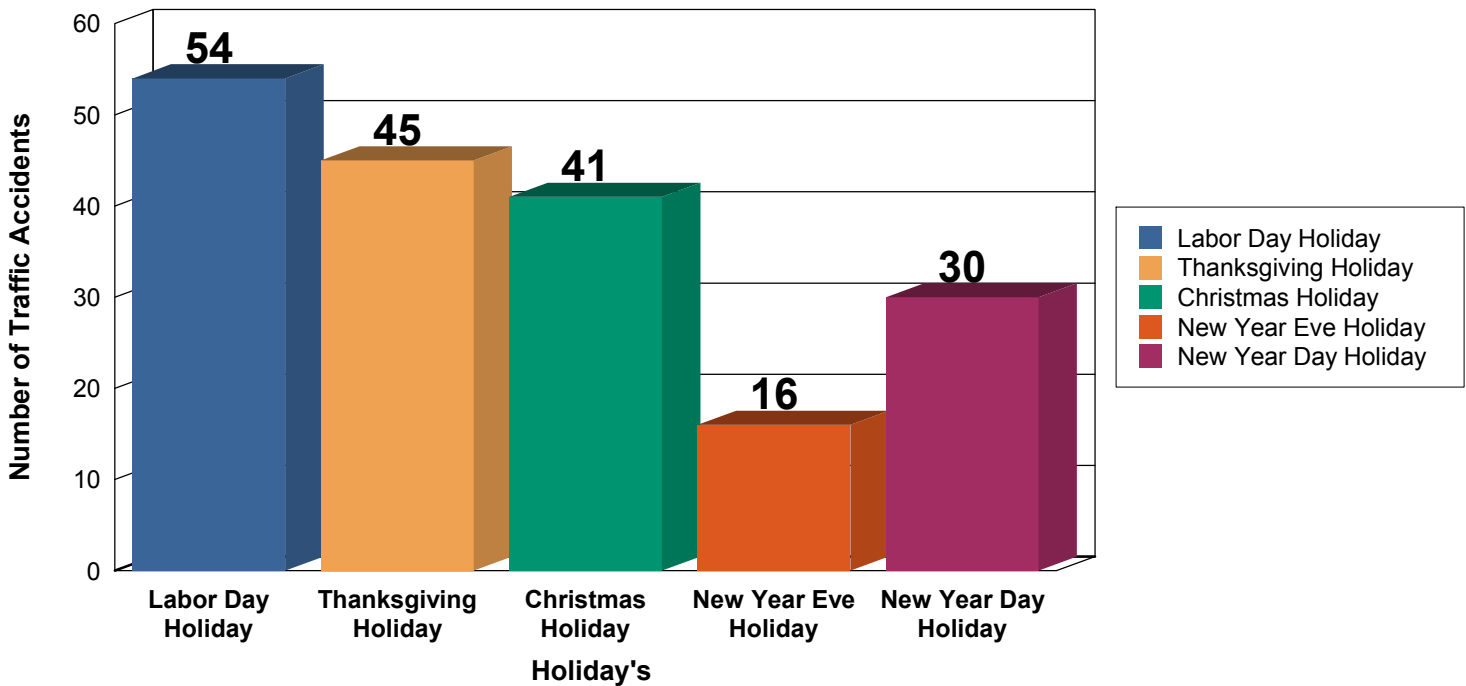


Date Range : 1/1/2010 to 12/31/2010

Reported Accidents by Time of Day



Traffic Accidents by Major Holiday's





Annual Traffic Accident Report for Year 2010

LAREDO
POLICE
DEPARTMENT

Date Range : 1/1/2010 to 12/31/2010

Fatalities During Major Holiday's

