



Annual Traffic Accident Report for Year 2017



Date Range : 1/1/2017 to 12/31/2017

All Crashes Traffic Crashes: 8,689 Drivers Involved: 16,984 Hit and Run Crashes: 1,406 Commercial Vehicles Crashes: 833 Average Crashes Per Day: 24	Motorcycle Crashes Motorcycle Crashes: 73 Motorcyclists Killed: 1 Motorcyclists Injured: 52
Fatal Crashes, Fatalities, and Seatbelts Fatal Crashes: 16 Fatalities: 20 Fatalities No Seatbelts: 7	Age Crashes Involving Driver < 18: 2,936 Crashes Involving Driver 18 to 25: 3,607 Crashes Involving Driver 26 to 50: 7,290 Crashes Involving Driver 51 to 60: 1,751 Crashes Involving Driver > 60: 1,400
Injury Crashes and Injuries Injury Crashes: 1,675 Total Injuries: 2,584 Injury Types Incapacitating Injury: 95 Non-Incapacitating Injury: 795 Possible Injury: 1,694	Gender All Crashes Involving Male Drivers: 8,855 All Crashes Involving Female Drivers: 6,154
Alcohol Related Crashes Alcohol-Related Crashes: 166 Alcohol Related Fatality Crashes: 2 Alcohol-Related Fatalities: 3	Driver Status All Crashes Involving Licensed Drivers: 13,169 All Crashes Involving Unlicensed Drivers: 2,477 All Crashes Involving Insured Drivers: 15,305 All Crashes Involving Uninsured Drivers: 2,434
Speed Zones Crashes in < 30 MPH zones: 1,053 Crashes in 30 MPH zones: 4,317 Crashes in 35 to 50 MPH zones: 1,149 Crashes in > 55 MPH zones: 445	Crash Factors/Driver Behavior Speeding: 99 Failed to Yield ROW: 1,319 Improper Backing: 907 Improper Lane Change: 569 Improper Turn: 436 Followed Too Closely: 289 Disregarded Traffic Control Device/Sign: 150 Disregarded Stop Sign: 274 Improper Passing: 207 Drove Left of Center: 25 Driving Wrong-way: 111 DWI: 525 DUI - Drugs: 27 Fleeing Police: 76 Driver Inattention/Distraction: 1,330 All Other: 4,846
Pedestrian Crashes Pedestrian Crashes: 113 Pedestrians Killed: 4 Pedestrians Injured: 93	
Bicycle Crashes Bicycle Crashes: 41 Bicyclist Killed: 0 Bicyclist Injured: 32	

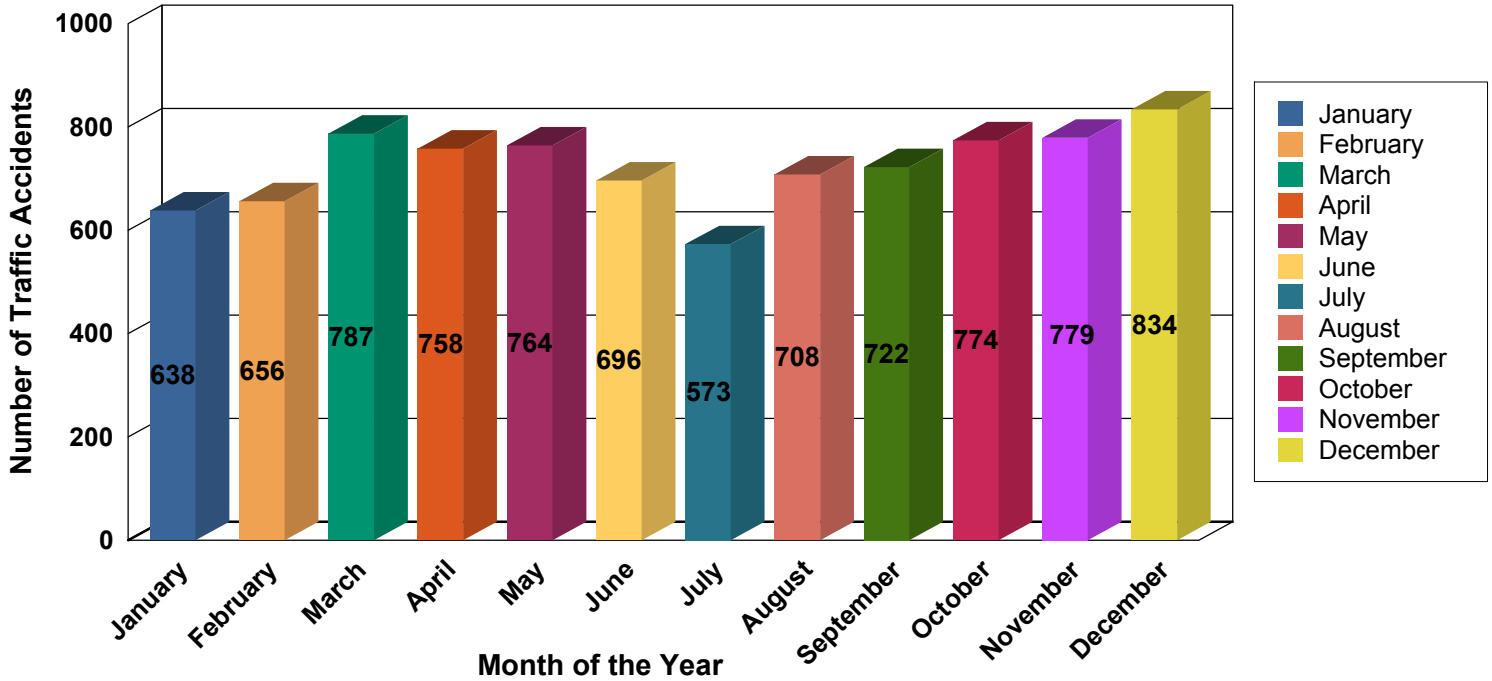


Annual Traffic Accident Report for Year 2017

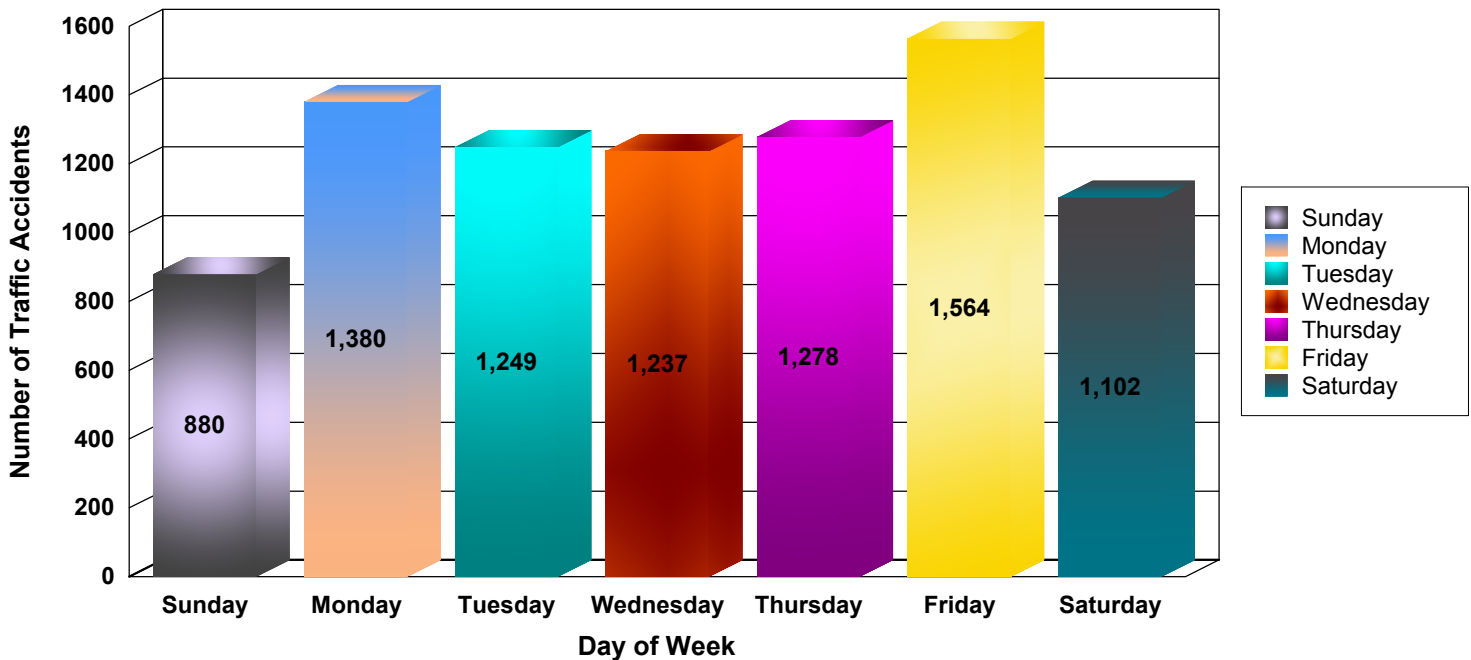
LAREDO
POLICE
DEPARTMENT

Date Range : 1/1/2017 to 12/31/2017

Traffic Accidents By Month



Number of Traffic Accidents by Day of Week



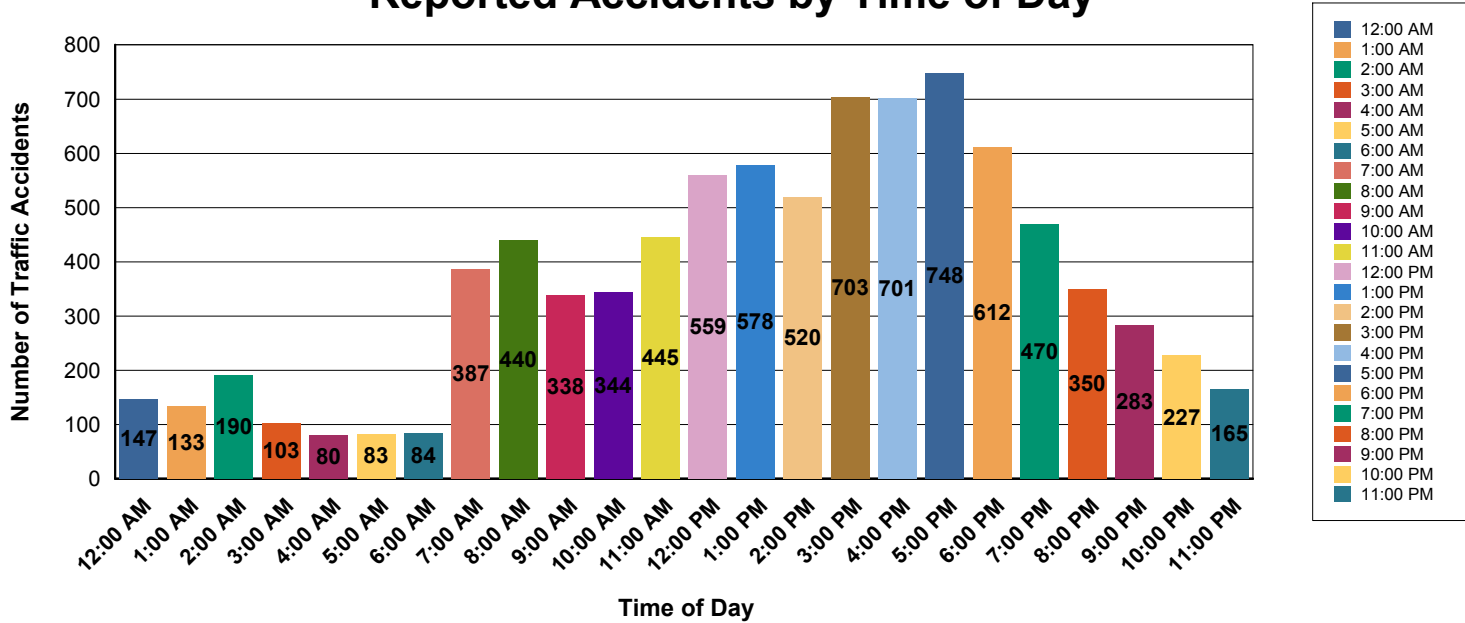


Annual Traffic Accident Report for Year 2017

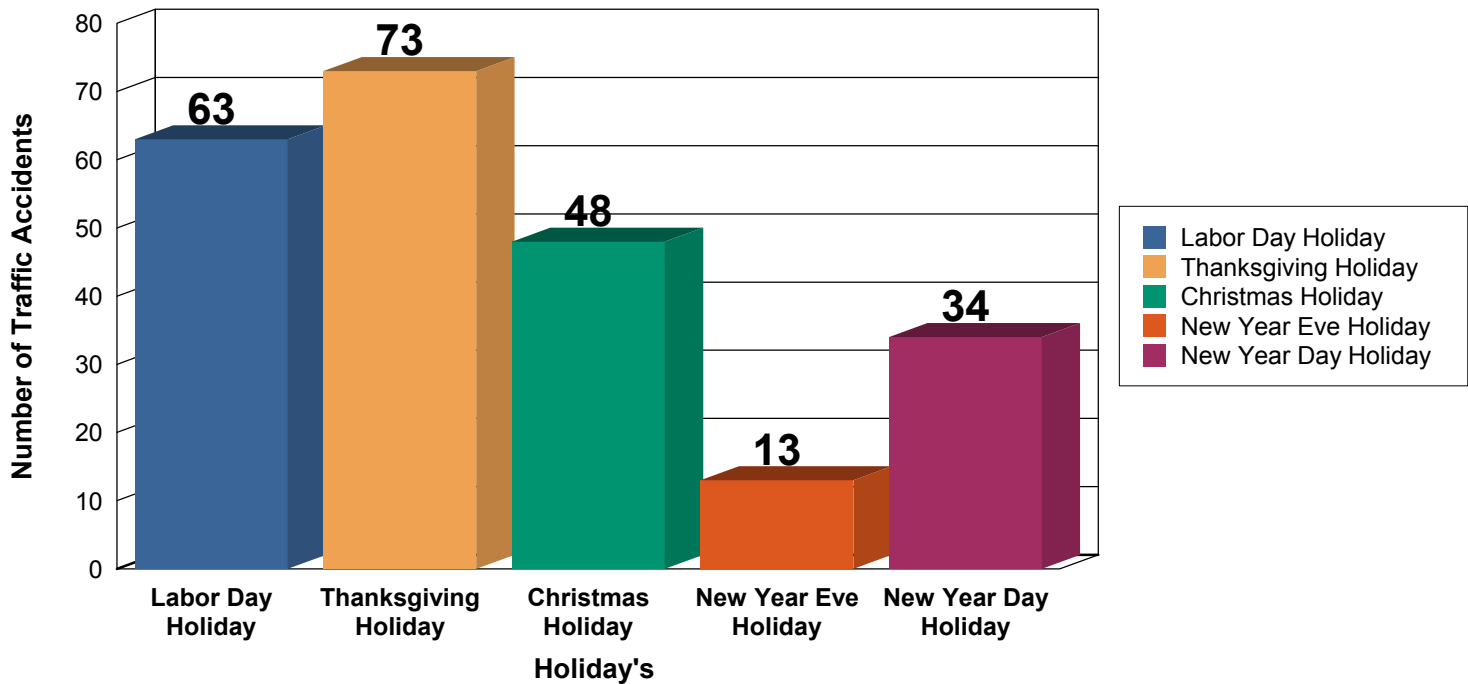


Date Range : 1/1/2017 to 12/31/2017

Reported Accidents by Time of Day



Traffic Accidents by Major Holiday's





Annual Traffic Accident Report for Year 2017

LAREDO
POLICE
DEPARTMENT

Date Range : 1/1/2017 to 12/31/2017

Fatalities During Major Holiday's

