



Annual Traffic Accident Report for Year 2014



Date Range : 1/1/2014 to 12/31/2014

<p>All Crashes</p> <p>Traffic Crashes: 8,543</p> <p>Drivers Involved: 16,696</p> <p>Hit and Run Crashes: 1,373</p> <p>Commercial Vehicles Crashes: 789</p> <p>Average Crashes Per Day: 23</p> <hr/> <p>Fatal Crashes, Fatalities, and Seatbelts</p> <p>Fatal Crashes: 10</p> <p>Fatalities: 12</p> <p>Fatalities No Seatbelts: 3</p> <hr/> <p>Injury Crashes and Injuries</p> <p>Injury Crashes: 2,046</p> <p>Total Injuries: 3,363</p> <p>Injury Types</p> <p>Incapacitating Injury: 117</p> <p>Non-Incapacitating Injury: 976</p> <p>Possible Injury: 2,270</p> <hr/> <p>Alcohol Related Crashes</p> <p>Alcohol-Related Crashes: 176</p> <p>Alcohol Related Fatality Crashes:</p> <p>Alcohol-Related Fatalities:</p> <hr/> <p>Speed Zones</p> <p>Crashes in < 30 MPH zones: 1,520</p> <p>Crashes in 30 MPH zones: 4,211</p> <p>Crashes in 35 to 50 MPH zones: 2,039</p> <p>Crashes in > 55 MPH zones: 379</p> <hr/> <p>Pedestrian Crashes</p> <p>Pedestrian Crashes: 137</p> <p>Pedestrians Killed: 4</p> <p>Pedestrians Injured: 121</p> <hr/> <p>Bicycle Crashes</p> <p>Bicycle Crashes: 36</p> <p>Bicyclist Killed: 0</p> <p>Bicyclist Injured: 29</p>	<p>Motorcycle Crashes</p> <p>Motorcycle Crashes: 82</p> <p>Motorcyclists Killed: 1</p> <p>Motorcyclists Injured: 64</p> <hr/> <p>Age</p> <p>Crashes Involving Driver < 18: 3,015</p> <p>Crashes Involving Driver 18 to 25: 3,562</p> <p>Crashes Involving Driver 26 to 50: 7,102</p> <p>Crashes Involving Driver 51 to 60: 1,731</p> <p>Crashes Involving Driver > 60: 1,286</p> <hr/> <p>Gender</p> <p>All Crashes Involving Male Drivers: 8,279</p> <p>All Crashes Involving Female Drivers: 6,038</p> <hr/> <p>Driver Status</p> <p>All Crashes Involving Licensed Drivers: 12,848</p> <p>All Crashes Involving Unlicensed Drivers: 2,519</p> <p>All Crashes Involving Insured Drivers: 14,906</p> <p>All Crashes Involving Uninsured Drivers: 1,356</p> <hr/> <p>Crash Factors/Driver Behavior</p> <p>Speeding: 90</p> <p>Failed to Yield ROW: 1,300</p> <p>Improper Backing: 1,062</p> <p>Improper Lane Change: 531</p> <p>Improper Turn: 416</p> <p>Followed Too Closely: 335</p> <p>Disregarded Traffic Control Device/Sign: 124</p> <p>Disregarded Stop Sign: 350</p> <p>Improper Passing: 179</p> <p>Drove Left of Center: 30</p> <p>Driving Wrong-way: 73</p> <p>DWI: 435</p> <p>DUI - Drugs: 17</p> <p>Fleeing Police: 53</p> <p>Driver Inattention/Distraction: 1,153</p> <p>All Other: 4,461</p>
---	--

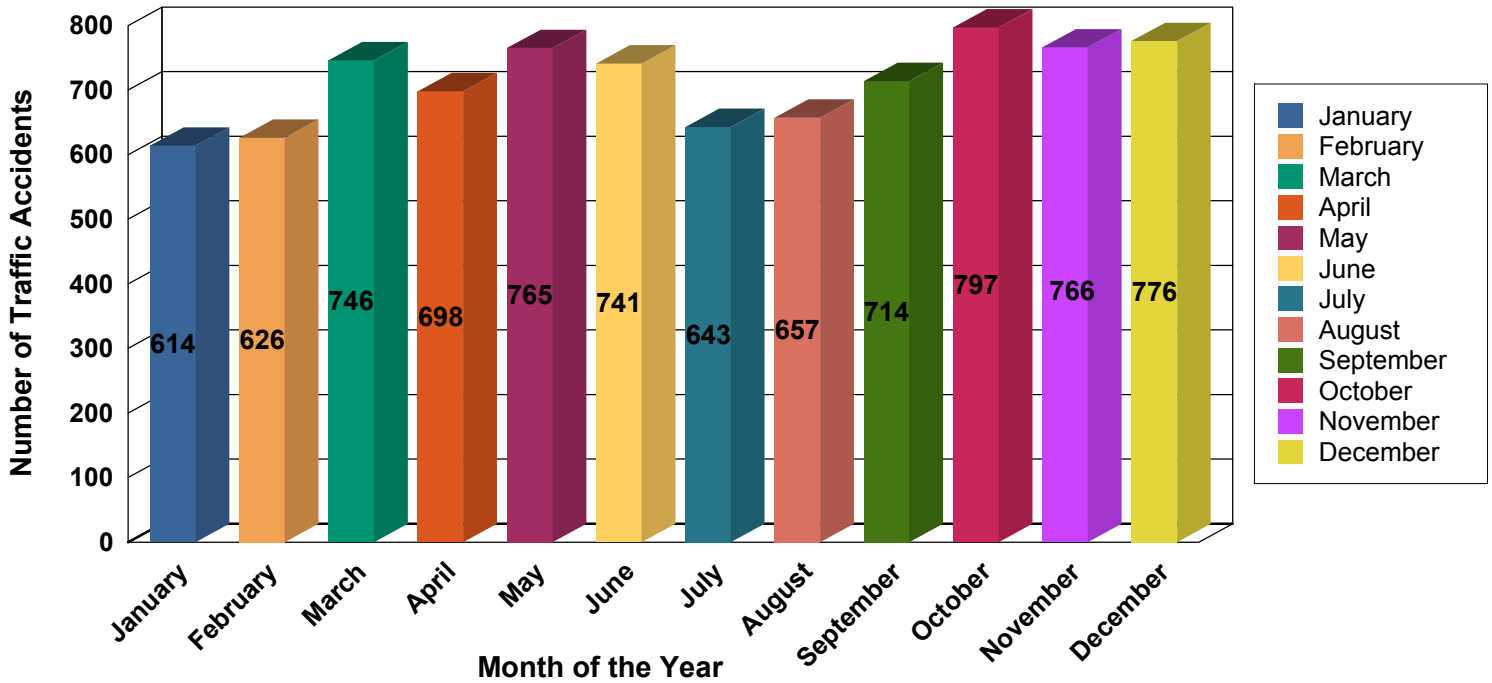


Annual Traffic Accident Report for Year 2014

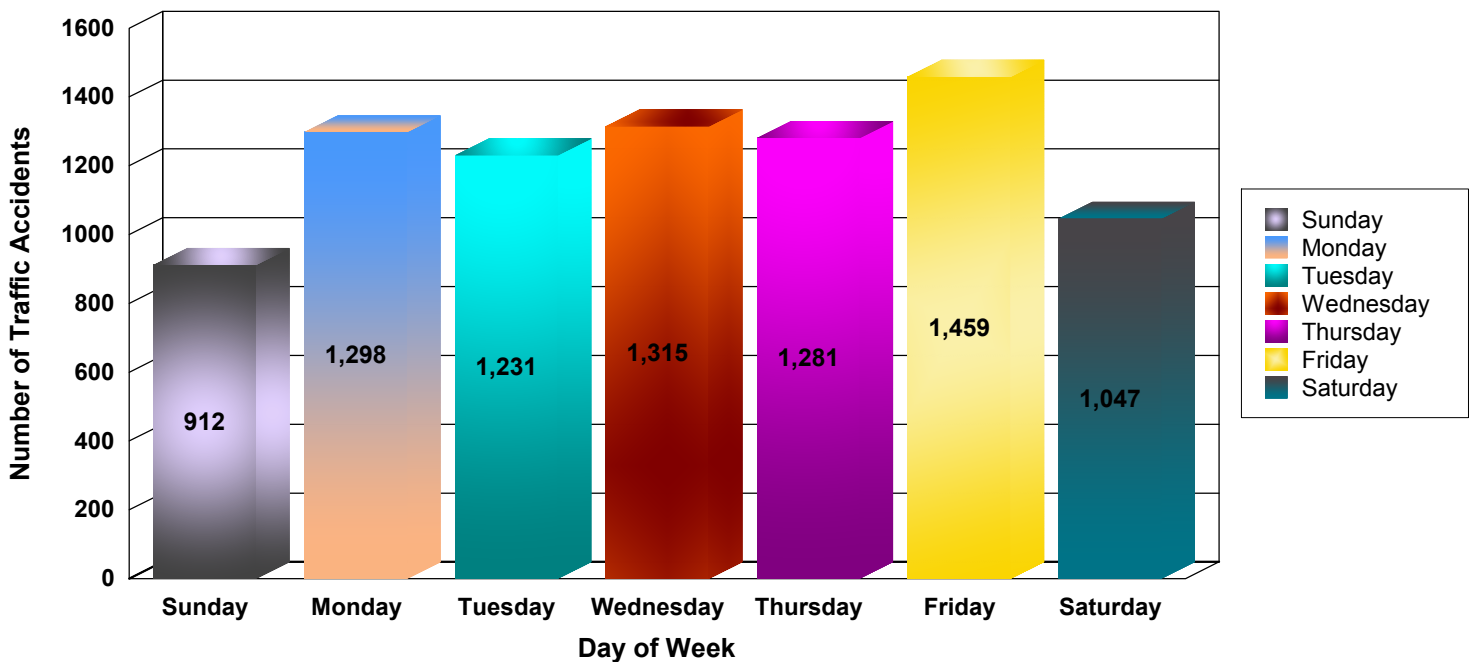
LAREDO
POLICE
DEPARTMENT

Date Range : 1/1/2014 to 12/31/2014

Traffic Accidents By Month



Number of Traffic Accidents by Day of Week



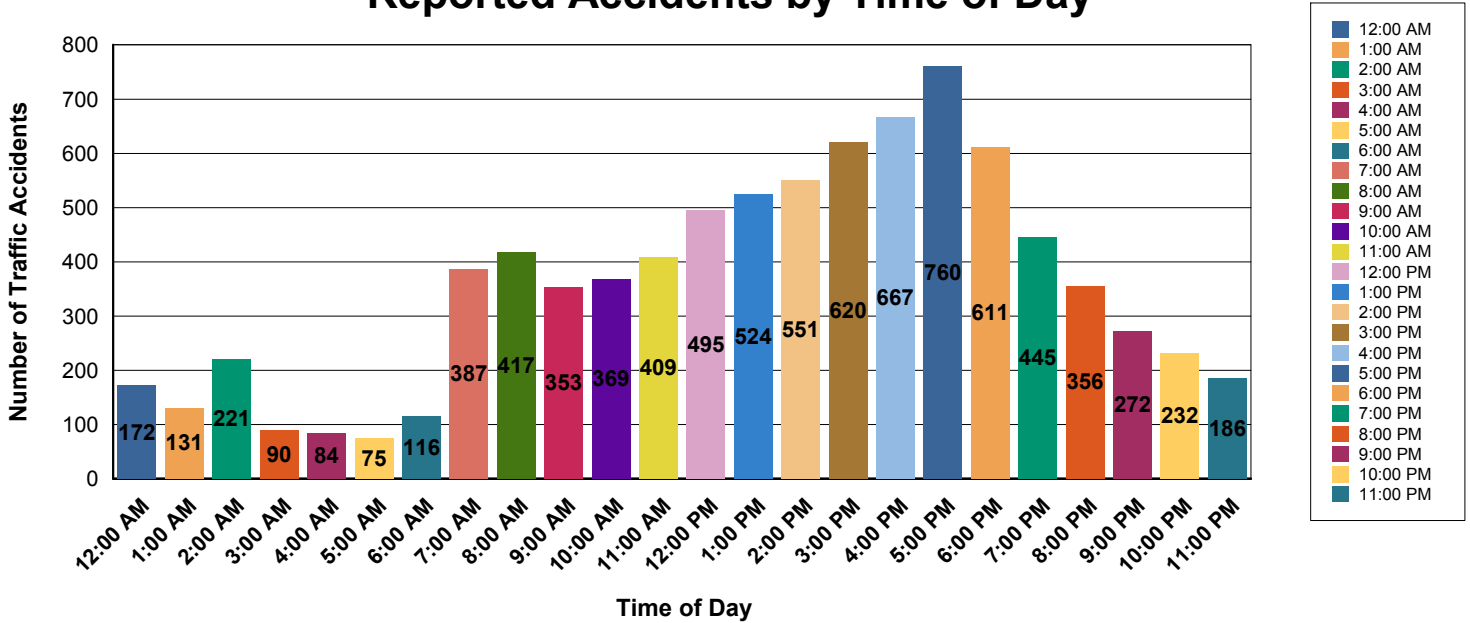


Annual Traffic Accident Report for Year 2014

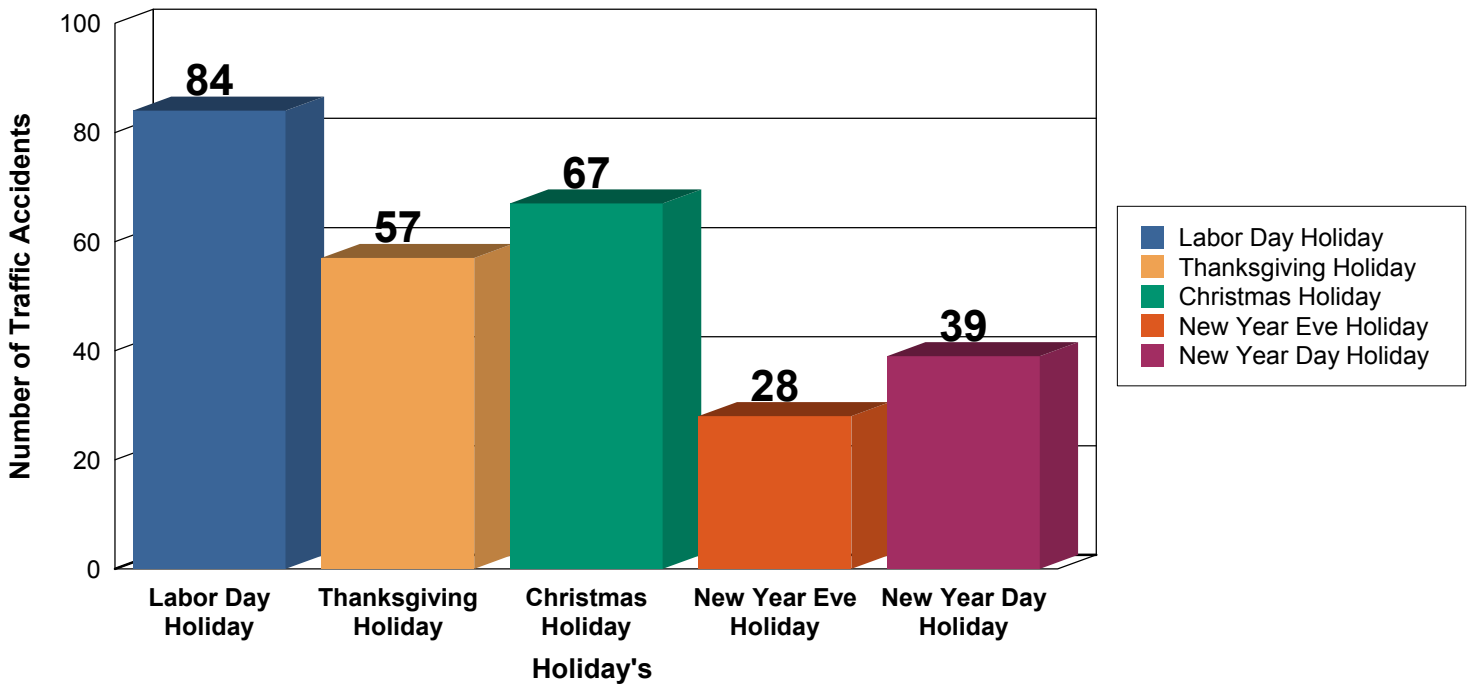


Date Range : 1/1/2014 to 12/31/2014

Reported Accidents by Time of Day



Traffic Accidents by Major Holiday's





Annual Traffic Accident Report for Year 2014

LAREDO
POLICE
DEPARTMENT

Date Range : 1/1/2014 to 12/31/2014

Fatalities During Major Holiday's

